

SKF Lincoln Compact Lubrication Pump series CLP Smart

Smart monitoring at its easiest

Pumps can wirelessly be monitored, controlled and set using the SKF eLube App

SMART,
EASY AND
INTUITIVE



CLP Smart offers connected performance

The SKF Lincoln Progressive lubrication pump series CLP is the first of the new SKF eLube generation. It is designed for small progressive lubrication systems.

The lightweight, simple and easy-to-use pump stands out with its compact design and reliable functionality in mobile and industrial applications. To fit the specific needs of the applications, several electrical and monitoring features have been tailored.

All CLP models are suitable for grease applications and come with a follower plate to ensure continuous grease flow. To refill the pumps easily, they are equipped with an easy-to-access standard grease nipple. The fill level can be visually monitored at each pump model.

By offering three different operation modes (time, counter and progressive cycle controlled), CLP Smart pumps provide need-based lubrication for any application.

The CLP Smart pump further extends SKF's eLube series of products. Users can determine lubricant levels and pump functions remotely via SKF's eLube App. There is no need to stop the machine or physically access the pump in order to check lubricant levels, for instance. This can save time, and also reduce the risk of accidents.

Wireless access to pump information helps to spot problems – such as a blocked line, or low lubricant levels – very quickly. Remedial action can then be taken immediately, to avoid damage to the bearing. In the case of machine failure, an equipment owner can easily check whether malfunction warnings have been adhered to.

While the pump works well as a standalone product, its full performance is only enabled by the App.

CLP Smart in detail



* Depending on model

Benefits of CLP Smart

- Visual-level monitoring
- Lubricant: greases NLGI 0 to 2
- 1-liter reservoir
- Filling from bottom by grease nipple
- Follower plate
- Up to two pump elements in three positions
- Connects via Bluetooth to devices using the SKF eLube App
- Easy and intuitive setting of pump configuration
- Share settings via email and WhatsApp
- Clear visual indication of operational status
- Early warning of potential failures to take preventive action
- Log book functionality:
 - Track and save events with time stamp
 - Share entries via email and WhatsApp

SKF eLube App allows swift remedial action



SKF's eLube App identifies lubrication issues, monitors machine health and receives early warning of potential failures – which allows swift remedial action.

The App connects automatically to the pumps and controllers in reach, via Bluetooth. Functions such as lubrication status are displayed on mobile devices such as smartphones and tablets. For instance, the App can monitor the fill level of a pump, its general working state and its working mode.

Equipment function can be tested by starting a manual lubrication cycle directly from the App.

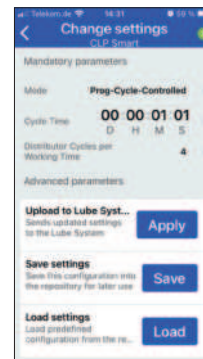
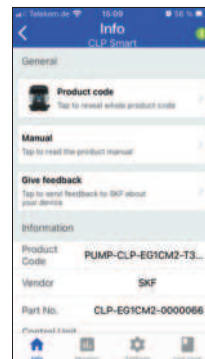
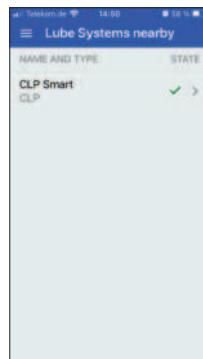
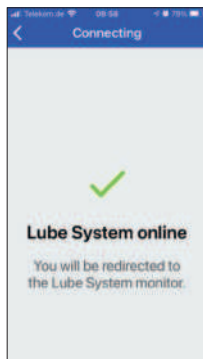
The App gives access to all errors, warnings and events in a logbook. Reports are saved automatically and can be sent via email or shared via several communication applications.

This allows equipment owners to see if their machinery has been treated properly. For instance, the owner of an excavator can check whether a contractor has acted on key information – such as a re-lubrication warning. This helps identify responsibility for failures if making warranty claims.

Users can edit and apply settings – such as cycle time or number of cycles per working time – for each product in the range. Settings can be easily copied to several pumps.

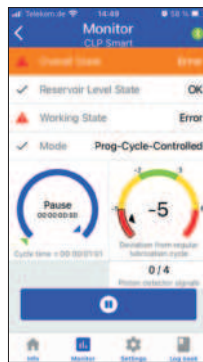
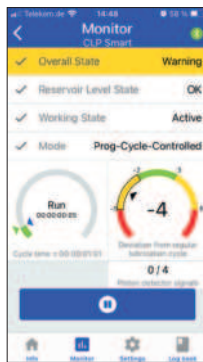
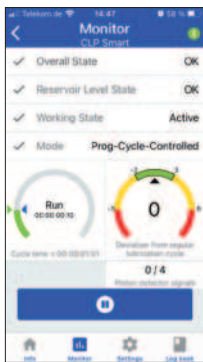
Each user logs into the App individually. This allows user actions to be authenticated in status reports. All users can access the pump status. Active control and setting functions are password protected giving a new way of managing pumps in a fleet.

Easy and intuitive setting of pump configuration



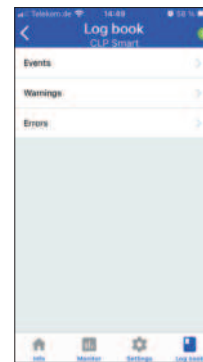
Connect the SKF eLube app with a CLP pump
Access basic pump information
Change pump settings

Clear visual indication of operational status



When accessing the monitor screen, users have at all time the possibility to initiate an additional lubrication cycle to check pump functionality.

Log book entries



Access log book entries in three categories: events, warnings and errors

Review log book details with time stamp and share via e-mail or several communication applications

Pre-defined models make ordering easy and improve lead time

The easiest and fastest way to order the new CLP pumps is to choose a pre-defined package. By ordering such a standard model, you get a fully equipped pump specifically configured for mobile or industrial use. These packages meet all standard requirements of these applications.



CLP Smart 12V for mobile use



Material number CLP-EG1CM1-0000065

- 12 V DC
- Compliance E1/ CE
- Pump element 6
- Integrated control board with smart panel and datalogger
- Preset internal control mode: Time-controlled

- + Bayonet plug, 7 pole A coded¹⁾³⁾⁴⁾⁵⁾, on the left
- + M12×1, 5 pole B coded²⁾, on the right



CLP Smart 24V for mobile use



Material number CLP-EG1CM2-0000066

- 24 V DC
- Compliance E1/ CE
- Pump element 6
- Integrated control board with smart panel and datalogger
- Preset internal control mode: Time-controlled

- + Bayonet plug, 7 pole A coded¹⁾³⁾⁴⁾⁵⁾, on the left
- + M12×1, 5 pole B coded²⁾, on the right



CLP Smart 24V for industrial use



Material number CLP-XG1CM2-0000067

- 24 V DC
- Compliance CE
- Pump element 6
- Integrated control board with smart panel and datalogger
- Preset internal control mode: Counter-controlled

- + Square plug, A coded¹⁾⁵⁾, on the left
- + M12×1, 4 pole A coded³⁾⁴⁾, on the left
- + M12×1, 5 pole B coded²⁾, on the right



CLP Smart 12V for mobile use



Material number CLP-EG1CM1-0000072

- 12 V DC
- Compliance E1/ CE
- Pump element 6
- Integrated control board with smart panel and datalogger
- Preset internal control mode: Time-controlled

- + Bayonet plug CS, 7 pole A-coded¹⁾²⁾³⁾⁴⁾⁵⁾, on the left



CLP Smart 24V for mobile use



Material number CLP-EG1CM2-0000073

- 24 V DC
- Compliance E1/ CE
- Pump element 6
- Integrated control board with smart panel and datalogger
- Preset internal control mode: Time-controlled

- + Bayonet plug CS, 7 pole A-coded¹⁾²⁾³⁾⁴⁾⁵⁾, on the left

1 Power
2 Signal input: Cycle switch (CS)
3 Signal output: Error
4 Signal input: Extra lubrication
5 Signal input: Ignition / machine contact

Comparison CLP Smart model features

	CLP Smart				
					
Material number	CLP-EG1CM1-0000065	CLP-EG1CM2-0000066	CLP-EG1CM1-0000072	CLP-EG1CM2-0000073	CLP-XG1CM2-0000067
Application	Mobile	Mobile	Mobile	Mobile	Industry
Voltage	12 V DC	24 V DC	12 V DC	24 V DC	24 V DC
Compliance	E1/CE	E1/CE	E1/CE	E1/CE	CE
Visual level monitoring	•	•	•	•	•
Electrical empty-level monitoring	•	•	•	•	•
Electrical connection left					
Bayonet plug, 7 pole A coded	• 1)3)4)5)	• 1)3)4)5)	—	—	—
Bayonet plug CS, 7 pole A coded	—	—	• 1)2)3)4)5)	• 1)2)3)4)5)	—
Square plug, A coded	—	—	—	—	• 1)5)
M12×1, 4 pole A coded	—	—	—	—	• 3)4)
Electrical connection right					
M12×1, 5 pole B coded	• 2)	• 2)	—	—	• 2)
M12×1, 5 pole A coded	—	—	—	—	—
Grease NLGI 0 to 2	•	•	•	•	•
Standard filling from front	•	•	•	•	•
Follower plate	•	•	•	•	•
Pump element 6 (right)	•	•	•	•	•

1 Power

2 Signal input: Cycle switch

3 Signal output: Error

4 Signal input: Extra lubrication

5 Signal input: Ignition / machine contact

NOTE!

Models CLP-EG1CM1-0000072 and CLP-EG1CM2-0000073 can replace existing KFAS installations using the same cables. These models come with a 7-pole bayonet plug that includes the cycle switch connection.

Customers can choose between models with 12 or 24 V DC.

Technical data for all CLP Smart models

Function principle	Electrically operated lubrication pump	
Lubricants	Greases: NLGI 0 to 2	
Max. working pressure	270 bar	3 916 psi
Operating temperature	-25 to +65°C	-13 to +149°F
Usable reservoir volume	1 l	0.26 gal
Number of pump elements	max. 2	
Pump element ¹⁾	6	
Lubricant output ²⁾	~3 cm ³ /min	~1.83 in ³ /min
IP-protection class ³⁾	IP 6K9K	
Corrosion class	C3	
Power supply	12 / 24 V DC	
Operating current	up to 3 A (max. peak), nominal 1,2 A	
Relative duty cycle	15% ED S3 30 minutes	
Electrical protection class	III	
Outlet connection	G1/4	
Mounting position	Upright	
Dimensions (max. H×W×D ⁴⁾)	235×187×190 mm	9.25×7.36×7.48 in
Weight (empty)	5 kg	11 lb

- ¹⁾ Pump element 6 is included in the standard packages (→page 4).
Other pump elements can be ordered using the spare part / additional component list (→page 6/7)
- ²⁾ Lubricant output depending on pump element
- ³⁾ Protection class depending on electrical connection
- ⁴⁾ Depth with standard filling nipple

NOTE!

The CLP Smart pump includes a Bluetooth radio module and is therefore considered a radio system. Radio system approval and compliance guidelines vary significantly from region to region and can change. The CLP Smart may only be used in the approved countries or regions.

You can find a list of approved countries and regions on the website.

[→skf.com/clp-smart](https://skf.com/clp-smart)



Go to our product website to access videos and download the installation instructions.

[→skf.com/clp-smart](https://skf.com/clp-smart)

Spare parts / Additional components ¹⁾

Pump elements ²⁾

Nominal output

		cm ³ /min	in ³ /min
600-26875-2	Pump element 5	1.90	0.12
600-26876-2	Pump element 6	3.04	0.19
600-26877-2	Pump element 7	4.18	0.26
655-28716-1	Pump element R	0.7-3.3	0.04-0.2

Adapters and closure screws ²⁾

519-33840-1	Adapter with lubrication fitting ST 1/4 NPTF
519-33959-1	Adapter with lubrication fitting A2 AR 1/4
519-33955-1	Adapter with lubrication fitting ST AR 1/4
519-60445-1	Closure screw M22x 1,5

Pressure control valves

270 864	SVTSV-270-R1/4-1/8NPTFI-NIP00R-A
624-77803-1	SVTSV-270-R1/4-6-NIP00L
624-77802-1	SVTSV-270-R1/4-6-NIP00R

Power supply connection

664-34167-9	Bayonet socket, 4 pole with cable 10 m
6640-00000182	Bayonet CS socket, 7 pole with cable 10 m
664-34428-3	Bayonet socket, 7 pole with cable 10 m
664-36078-7	Square socket with cable 10 m (black)

Others

5590-00000002	Filling connection cartridge
5590-00000015	Mounting bracket kit
5590-00000014	Venting kit

¹⁾ The spare parts assemblies may be used exclusively for replacement of identical defective parts. Modifications with spare parts on existing products are not allowed. Exceptions to this are the pump elements and the optional filling connection.

²⁾ Gasket included



For accessories and spare parts, please refer to the product catalogue "Progressive automatic lubrication systems"

→PUB LS/P1 16964 EN, page 16ff

Get the SKF eLube app



The SKF eLube app can help you identify lubrication issues, track machine health data, get early warning of potential failures and take preventive action.

The app connects automatically to all eLube products in reach, monitors the lubrication status and indicates the system health at a glance. You can easily monitor the filling level of the pump, the general working state and the working mode. To test the function of the equipment, you can start a manual lubrication cycle directly from the app.

You can access all errors, warnings and events in a log book. Reports are saved automatically and you can have them sent by email. The log book functionality allows you to check if your equipment was treated properly.

For each product you can edit and apply settings like cycle time and number of cycles per working time.

Each user needs to log in individually. This allows to authenticate user actions in the status reports. Very few user actions are password protected. A 'demo mode' function is also available.

SKF eLube app supports SKF lubrication products with control board and Bluetooth connection.

Available on:



skf.com | skf.com/lubrication | skf.com/clp-smart

® SKF and Lincoln are registered trademarks of AB SKF (publ).

™ eLube is a trademark of AB SKF (publ).

© SKF Group 2023. All rights reserved.

Please note that this publication may not be copied or distributed in whole or in part, unless prior written permission is granted. Every care has been taken to ensure the accuracy of the information contained in this publication, but no liability can be accepted for any loss or damage whether direct, indirect or consequential arising out of the use of the information contained herein.

PUBLIS/P8 19480 EN · September 2023

Certain image(s) used under license from Shutterstock.com.