


Lubrication pump series P253 Smart

# Smart monitoring at its easiest

Pumps can wirelessly be monitored, controlled and set using the SKF eLube App



# P253 Smart pumps offer connected performance

The P253 Smart pump further extends SKF's eLube series of products. Users can determine lubricant levels and pump functions remotely via SKF's eLube App. There is no need to stop the machine or physically access the pump in order to check lubricant levels, for instance. This can save time, and also reduce the risk of accidents.

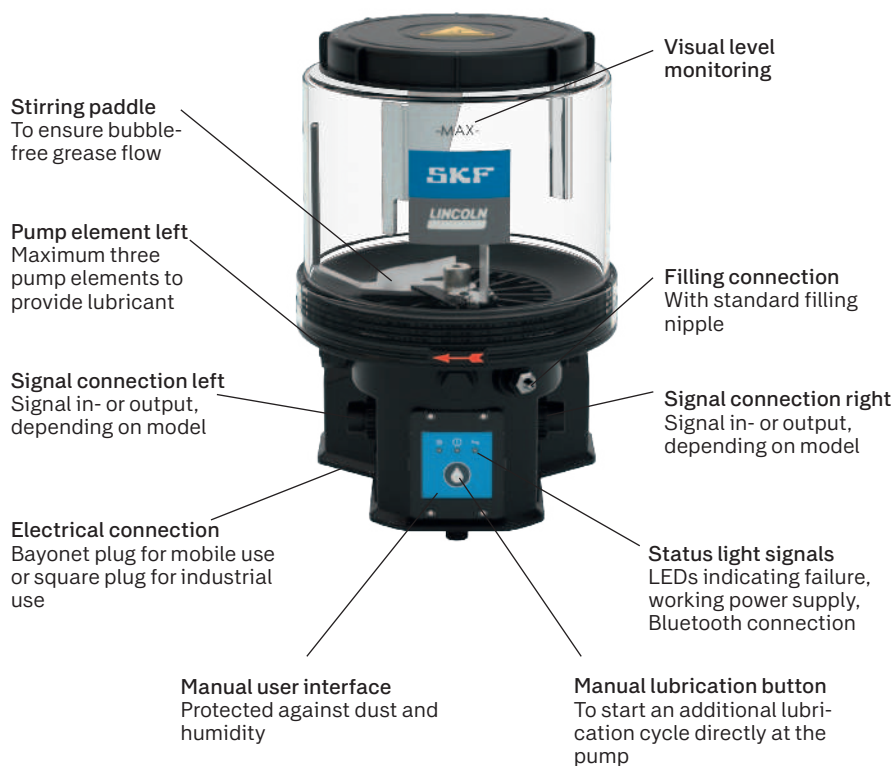
Wireless access to pump information helps to spot problems – such as a blocked line, or low lubricant levels – very quickly. Remedial action can then be taken immediately, to avoid damage to the bearing. In the case of machine failure, an equipment owner can easily

check whether malfunction warnings have been adhered to.

The pump is available in four reservoir sizes, up to 15 litres. P253 Smart can be used in a range of medium, grease-lubricated applications such as off-road vehicles used in construction.

While the pump works well as a standalone product, its full performance is only enabled by the App.

## P253 Smart in detail



### Benefits of P253 Smart

- Powerful lubrication pump
- Up to three pump elements
- For greases NLGI 0 to NLGI 2
- Range of reservoir sizes

### Connects via Bluetooth to devices using the SKF eLube App

- Easy and intuitive setting of pump configuration
- Clear visual indication of operational status
- Early warning of potential failures to take preventive action
- Log book functionality:
  - To track and save events with time stamp
  - To share entries via email

# SKF eLube App allows swift remedial action



SKF's eLube App identifies lubrication issues, monitors machine health and receives early warning of potential failures – which allows swift remedial action.

The App connects automatically to the pumps and controllers in reach, via Bluetooth. Functions such as lubrication status are displayed on mobile devices such as smartphones and tablets. For instance, the App can monitor the fill level of a pump, its general working state and its working mode.

Equipment function can be tested by starting a manual lubrication cycle directly from the App.

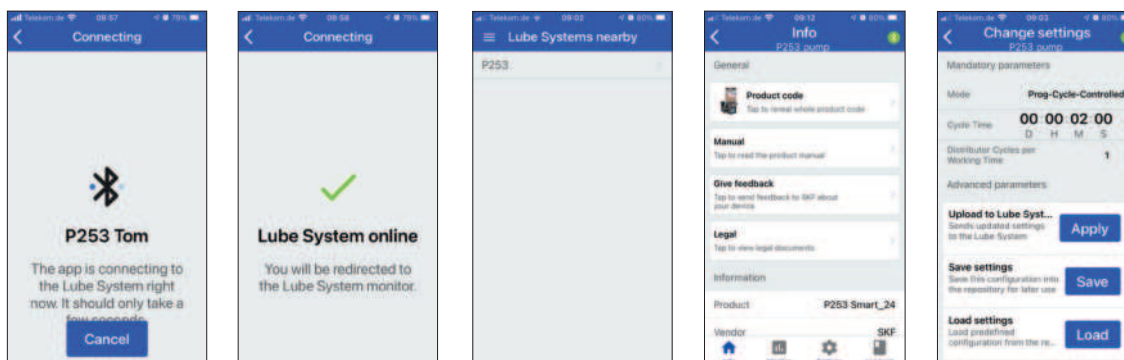
The App gives access to all errors, warnings and events in a logbook. Reports are saved automatically and can be sent via email or shared via several communication

applications. This allows equipment owners to see if their machinery has been treated properly. For instance, the owner of an excavator can check whether a contractor has acted on key information – such as a re-lubrication warning. This helps identify responsibility for failures if making warranty claims.

Users can edit and apply settings – such as cycle time or number of cycles per working time – for each product in the range. Settings can be easily copied to several pumps.

Each user logs into the App individually. This allows user actions to be authenticated in status reports. All users can access the pump status. Active control and setting functions are password protected giving a new way of managing pumps in a fleet.

## Easy and intuitive setting of pump configuration

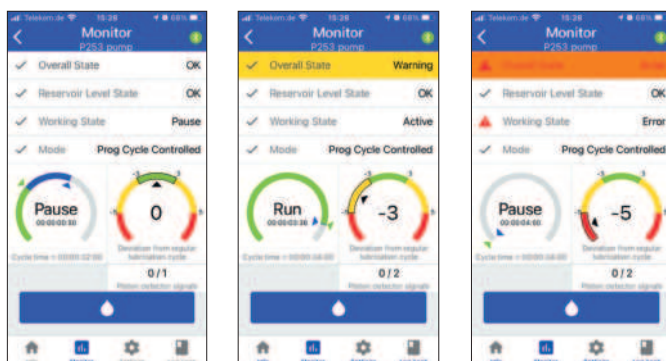


Connect the SKF eLube app with a P253 pump

Access basic pump information

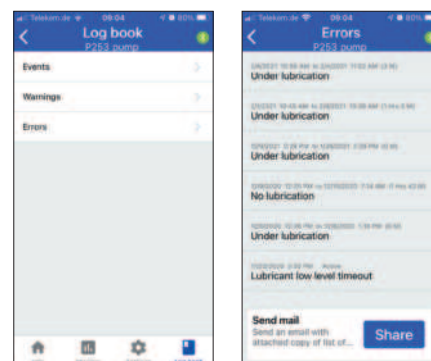
Change pump settings

## Clear visual indication of operational status



When accessing the monitor screen, users have at all time the possibility to initiate an additional lubrication cycle to check pump functionality.

## Log book entries



Access log book entries in three categories: events, warnings and errors

Review log book details with time stamp and share via e-mail or several communication applications

# Pre-defined models make ordering easy and improve lead time

The easiest and fastest way to order the new CLP pumps is to choose a pre-defined package. By ordering such a standard model, you get a fully equipped pump specifically configured for mobile or industrial use. These packages meet all standard requirements of these applications.

## Pumps with closed reservoir



**P253 Smart**  
24 V for mobile use



**Material number 6440-00000276**

- 24 V DC
- Compliance E1/ CE
- Pump element 6
- Integrated control board with smart panel and datalogger
- Preset internal control mode: Time-controlled

- + Closed 2-liter-reservoir
- + Bayonet plug, 7-pole A-coded<sup>1)3)4)5)</sup>, on the left
- + Bayonet plug, 4-pole A-coded<sup>2)</sup>, on the right



**P253 Smart**  
24 V for mobile use



**Material number 6440-00000277**

- 24 V DC
- Compliance E1/ CE
- Pump element 6
- Integrated control board with smart panel and datalogger
- Preset internal control mode: Time-controlled

- + Closed 4-liter-reservoir
- + Bayonet plug, 7-pole A coded<sup>1)3)4)5)</sup>, on the left
- + Bayonet plug, 4-pole A coded<sup>2)</sup>, on the right



**P253 Smart**  
24 V for mobile use



**Material number 6440-00000278**

- 24 V DC
- Compliance E1/ CE
- Pump element 6
- Integrated control board with smart panel and datalogger
- Preset internal control mode: Time-controlled

- + Closed 8-liter-reservoir
- + Bayonet plug, 7-pole A coded<sup>1)3)4)5)</sup>, on the left
- + Bayonet plug, 4-pole A coded<sup>2)</sup>, on the right



**P253 Smart**  
24 V for mobile use



**Material number 6440-00000279**

- 24 V DC
- Compliance E1/ CE
- Pump element 6
- Integrated control board with smart panel and datalogger
- Preset internal control mode: Time-controlled

- + Closed 15-liter-reservoir
- + Bayonet plug, 7-pole A-coded<sup>1)3)4)5)</sup>, on the left
- + Bayonet plug, 4-pole A-coded<sup>2)</sup>, on the right

- <sup>1</sup> Power
- <sup>2</sup> Signal input: Cycle switch (CS)
- <sup>3</sup> Signal output: Error
- <sup>4</sup> Signal input: Extra lubrication
- <sup>5</sup> Signal input: Ignition / machine contact

## Pumps with reservoirs with lid



### P253 Smart 12 V for mobile use



#### Material number 6440-00000290

- 12 V DC
- Compliance E1/ CE
- Pump element 6
- Integrated control board with smart panel and datalogger
- Preset internal control mode: Time-controlled

- + Closed 4-liter-reservoir with lid
- + Bayonet plug, 7-pole A-coded<sup>1)3)4)5)</sup>, on the left
- + Bayonet plug, 4-pole A-coded<sup>2)</sup>, on the right



### P253 Smart 24 V for mobile use



#### Material number 6440-00000281

- 24 V DC
- Compliance E1/ CE
- Pump element 6
- Integrated control board with smart panel and datalogger
- Preset internal control mode: Time-controlled

- + Closed 4-liter-reservoir with lid
- + Bayonet plug, 7-pole A-coded<sup>1)3)4)5)</sup>, on the left
- + Bayonet plug, 4-pole A-coded<sup>2)</sup>, on the right



### P253 Smart 24 V for mobile use



#### Material number 6440-00000165

- 24 V DC
- Compliance E1/ CE
- Pump element 6
- Integrated control board with smart panel and datalogger
- Preset internal control mode: Time-controlled

- + Closed 8-liter-reservoir with lid
- + Bayonet plug, 7-pole A-coded<sup>1)3)4)5)</sup>, on the left
- + Bayonet plug, 4-pole A-coded<sup>2)</sup>, on the right



### P253 Smart 24 V for mobile use



#### Material number 6440-00000166

- 24 V DC
- Compliance E1/ CE
- Pump element 6
- Integrated control board with smart panel and datalogger
- Preset internal control mode: Time-controlled

- + Closed 15-liter-reservoir with lid
- + Bayonet plug, 7 pole A-coded<sup>1)3)4)5)</sup>, on the left
- + Bayonet plug, 7 pole A-coded<sup>2)</sup>, on the right



### P253 Smart 120/220 V for industrial use



#### Material number 6440-00000285

- 120/220 V AC
- Compliance CE
- Pump element 6
- Integrated control board with smart panel and datalogger
- Preset internal control mode: Time-controlled

- + Closed 8-liter-reservoir with lid
- + Square plug, on the left
- + M12×1, 4 pole D-coded<sup>3)4)</sup>, on the left
- + M12×1, 5 pole B-coded<sup>2)</sup>, on the right

- <sup>1</sup> Power  
<sup>2</sup> Signal input: Cycle switch (CS)  
<sup>3</sup> Signal output: Error  
<sup>4</sup> Signal input: Extra lubrication  
<sup>5</sup> Signal input: Ignition / machine contact



## Technical data

Function principle	Electrically operated lubrication pump	
Lubricants	Greases up to NLGI 2 Oil with operating viscosity 40–1500 mm <sup>2</sup> /s	
Max. working pressure	350 bar	5075 psi
Operating temperature V DC	–40 to +70 °C	–40 to +158 °F
Operating temperature V AC	–25 to +70 °C	–13 to +158 °F
Reservoir volume	2; 4; 8; 11 and 15 l	0.53; 1.05; 2.11; 2.09 and 3.96 gal
Number of pump elements	max. 3	
Lubricant output per outlet	0,7-4,0 cm <sup>3</sup> /min	0.042-0.244 in <sup>3</sup> /min
IP-protection class	IP6K9K	
Corrosion class		
Operating voltage	12 / 24 V DC 115 / 230 V AC / 50 or 60 Hz	
Outlet connection	G 1/4	
Mounting position	Upright	
Dimensions (H×W×D)		
Min	211 × 224 × 287 mm	8.31 × 8.82 × 11.29 in
Max	211 × 250 × 774 mm	8.31 × 9.84 × 30.47 in

<sup>1)</sup> Depending on pump element  
<sup>2)</sup> Depending on pump model

## NOTE!

The P253 Smart pump includes a Bluetooth radio module and is therefore considered a radio system. Radio system approval and compliance guidelines vary significantly from region to region and can change. The P253 Smart may only be used in the approved countries or regions.

You can find a list of approved countries and regions on the website.

→ [skf.com/p253-smart](https://skf.com/p253-smart)



Go to our product website to access videos and download installation instructions.

→ [skf.com/p253-smart](https://skf.com/p253-smart)



For accessories and spare parts please refer to the product catalogue “Progressive automatic lubrication systems”

→ PUB LS/P1 16964 EN, page 16ff

## Get the SKF eLube app



The SKF eLube app can help you identify lubrication issues, track machine health data, get early warning of potential failures and take preventive action.

The app connects automatically to all eLube products in reach, monitors the lubrication status and indicates the system health at a glance. You can easily monitor the filling level of the pump, the general working state and the working mode. To test the function of the equipment, you can start a manual lubrication cycle directly from the app.

You can access all errors, warnings and events in a log book. Reports are saved automatically and you can have them sent by email. The log book functionality allows you to check if your equipment was treated properly.

For each product you can edit and apply settings like cycle time and number of cycles per working time.

Each user needs to log in individually. This allows to authenticate user actions in the status reports. Very few user actions are password protected. A 'demo mode' function is also available.

SKF eLube app supports SKF lubrication products with control board and Bluetooth connection.

Available on:





[skf.com/lubrication](https://skf.com/lubrication) | [skf.com/p253-smart](https://skf.com/p253-smart)

® SKF and Lincoln are registered trademarks of AB SKF (publ).

™ eLube is a trademark of the SKF Group.

© SKF Group 2023

The contents of this publication are the copyright of the publisher and may not be reproduced (even extracts) unless prior written permission is granted. Every care has been taken to ensure the accuracy of the information contained in this publication but no liability can be accepted for any loss or damage whether direct, indirect or consequential arising out of the use of the information contained herein.

**PUB LS/P2 19690 EN** · September 2023

Certain image(s) used under license from Shutterstock.com.