

SKF Lincoln Compact Lubrication Pump series CLP Touch

Intuitive lubrication control

Easy set-up of pump parameters and intuitive monitoring of the function of the progressive lubrication system

INTEGRATED
DATALOGGING



LINCOLN®

Easy configuration and clear visibility of operational status

The SKF Lincoln compact lubrication pump series CLP is the first of the new SKF eLube generation. It is designed for small progressive lubrication systems.

The lightweight, simple and easy-to-use pump stands out with its compact design and reliable functionality in mobile and industrial applications. Several electrical and monitoring features have been tailored to fit the specific needs of the applications.

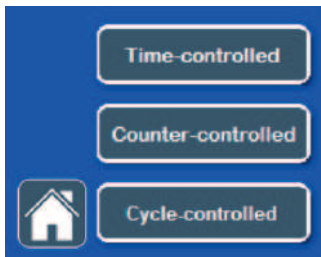
All CLP models are suitable for grease applications and come with a follower plate to ensure continuous grease flow. To refill the pumps easily, they are equipped with an easy-to-access standard grease nipple. The fill level can be visually monitored at each pump model.

CLP Touch versions come with an integrated control board with datalogging functionality. Using the intuitive touch panel makes it very easy to set pump parameters.

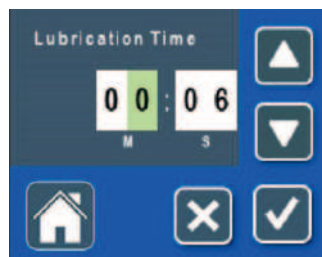
Benefits of CLP Touch

- Easy and intuitive setting of pump configuration
- Guided set up of pump parameters
- Prevents misuse or unintended changes by password protection on different levels
- Greater visibility to track machine health data
- Early warning of potential failures to take preventive action
- Full text display of failures and other events
- Visual indication of operational status

Easy and intuitive setting of pump configuration*



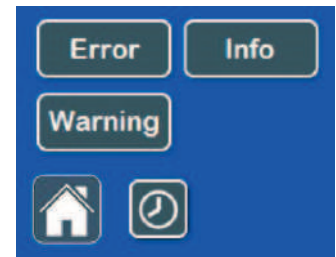
Setting of operation mode



Setting of lubrication time




Password protection to prevent misuse or unintended changes



The log-book gives access to performance and failure message history as well as time stamps

Clear visual indication of operational status*



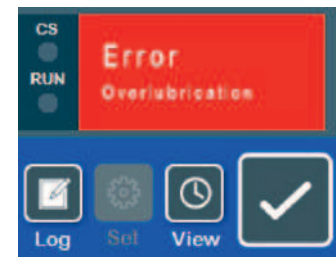
Lubrication time, shown in screensaver mode. By swiping "Home" to the right, users can access the active mode



Pause time, shown in active mode, where users can interact with the pump



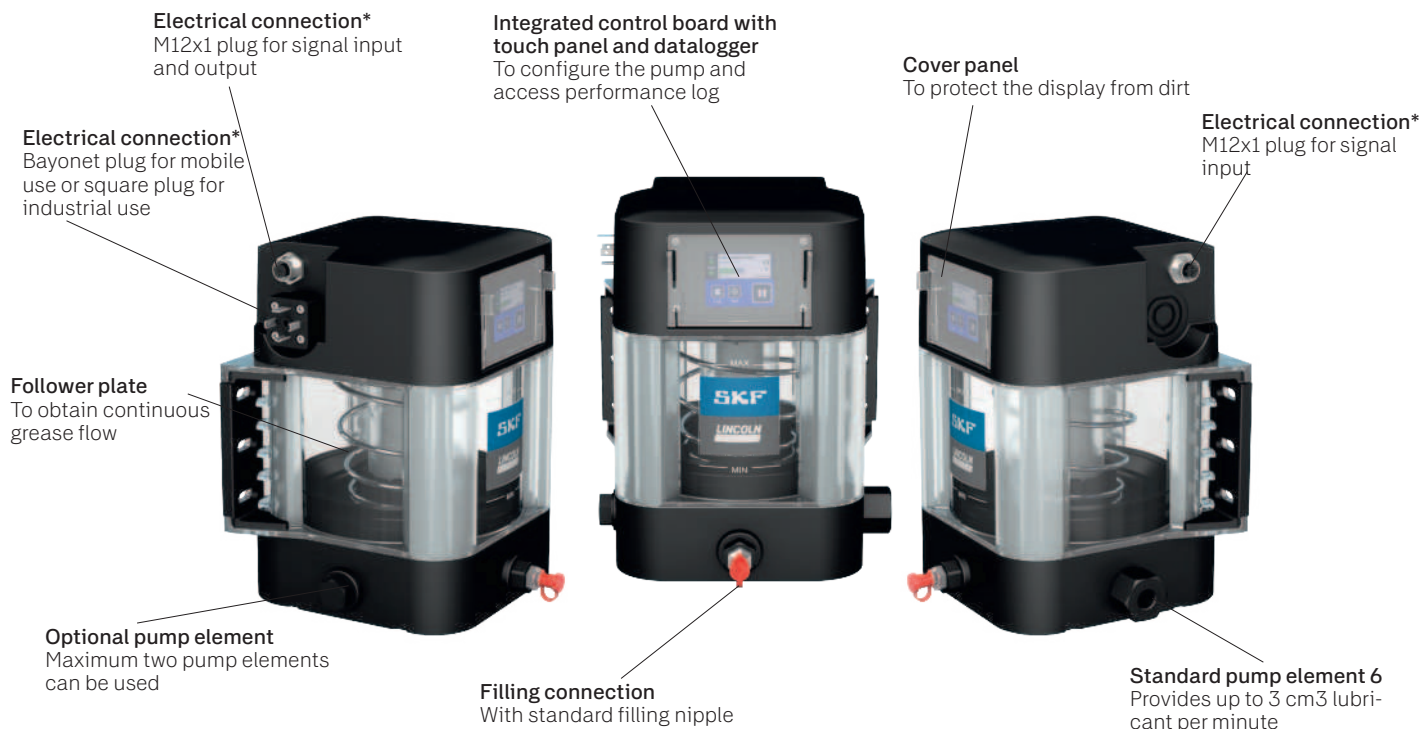
Early warning of potential failures with full text display provides possibility to take preventive action



Error message of failures with full text display and access to log-book

* Examples

CLP Touch in detail



* Depending on model

In addition to the CLP basic pump, the CLP Touch version provides an integrated control board with a touch panel that allows users to configure the pump easily and intuitively.

The user is guided through the parameter settings. In case of pump or system failures, the panel provides full-text messages in many languages. Users can easily monitor the operational status thanks to the visual red/green indication.

An integrated datalogger provides a performance and failure log, which allows for checking if the machine is appropriately lubricated. It makes it easier for users to plan the next refill of the pump, as the datalogger provides a prewarning signal and indicates the remaining time to refill based on the usage.

The touch panel is protected against dirt and unauthorized settings.

By offering three operation modes (time, counter and progressive cycle controlled), CLP Touch pumps provide need-based lubrication for any application.

CLP Touch main features

- Integrated control board with touch panel and datalogger
- Visual-level monitoring
- Lubricant: greases NLGI 0 to 2
- 1-liter reservoir
- Filling from bottom by grease nipple
- Follower plate
- Up to two pump elements in three positions

Features depending on model *:

- Power supply (12 / 24 V DC)
- Signal input:
 - Cycle switch
 - Extra lubrication
 - Ignition/machine contact
- Signal output: Error low-level and/or functioning control

* Check the description per model

Pre-defined models make ordering easy and improve lead time

The easiest and fastest way to order the new CLP pumps is to choose a pre-defined package. By ordering such a standard model, you get a fully equipped pump specifically configured for mobile or industrial use. These packages meet all standard requirements of these applications.



CLP Touch
12V for mobile use



Material number **CLP-EG1AT1-0000061**

- 12 V DC
- Compliance E1/ CE
- Pump element 6
- Integrated control board with touch panel and datalogger
- Preset internal control mode: Time-controlled

- + Bayonet plug, 7 pole A-coded¹⁾³⁾⁴⁾⁵⁾, on the left
- + M12×1, 5 pole B-coded²⁾, on the right



CLP Touch
24V for mobile use



Material number **CLP-EG1AT2-0000062**

- 24 V DC
- Compliance E1/ CE
- Pump element 6
- Integrated control board with touch panel and datalogger
- Preset internal control mode: Time-controlled

- + Bayonet plug, 7 pole A-coded¹⁾³⁾⁴⁾⁵⁾, on the left
- + M12×1, 5 pole B-coded²⁾, on the right



CLP Touch
24V for industrial use



Material number **CLP-XG1AT2-0000063**

- 24 V DC
- Compliance CE
- Pump element 6
- Integrated control board with touch panel and datalogger
- Preset internal control mode: Counter-controlled

- + Square plug, A-coded¹⁾⁵⁾, on the left
- + M12×1, 4 pole A-coded³⁾⁴⁾, on the left
- + M12×1, 5 pole B-coded²⁾, on the right



CLP Touch
12V for mobile use



Material number **CLP-EG1AT1-0000068**

- 12 V DC
- Compliance E1/ CE
- Pump element 6
- Integrated control board with touch panel and datalogger
- Preset internal control mode: Time-controlled

- + Bayonet plug CS, 7 pole A-coded¹⁾²⁾³⁾⁴⁾⁵⁾, on the left



CLP Touch
24V for mobile use



Material number **CLP-EG1AT2-0000069**

- 24 V DC
- Compliance E1/ CE
- Pump element 6
- Integrated control board with touch panel and datalogger
- Preset internal control mode: Time-controlled

- + Bayonet plug CS, 7 pole A-coded¹⁾²⁾³⁾⁴⁾⁵⁾, on the left

1 Power
2 Signal input: Cycle switch (CS)
3 Signal output: Error
4 Signal input: Extra lubrication
5 Signal input: Ignition / machine contact

Comparison CLP Touch model features

	CLP Touch				
					
Material number	CLP-EG1AT1-0000061	CLP-EG1AT2-0000062	CLP-EG1AT1-0000068	CLP-EG1AT2-0000069	CLP-XG1AT2-0000063
Application	Mobile	Mobile	Mobile	Mobile	Industry
Voltage	12 V DC	24 V DC	12 V DC	24 V DC	24 V DC
Compliance	E1/CE	E1/CE	E1/CE	E1/CE	CE
Visual level monitoring	•	•	•	•	•
Electrical empty-level monitoring	•	•	•	•	•
Electrical connection left					
Bayonet plug, 7 pole A coded	• 1)3)4)5)	• 1)3)4)5)	—	—	—
Bayonet plug CS, 7 pole A coded	—	—	• 1)2)3)4)5)	• 1)2)3)4)5)	—
Square plug, A coded	—	—	—	—	• 1)5)
M12×1, 4 pole A coded	—	—	—	—	• 3)4)
Electrical connection right					
M12×1, 5 pole B coded	• 2)	• 2)	—	—	• 2)
M12×1, 5 pole A coded	—	—	—	—	—
Grease NLGI 0 to 2	•	•	•	•	•
Standard filling from front	•	•	•	•	•
Follower plate	•	•	•	•	•
Pump element 6 (right)	•	•	•	•	•

1 Power

2 Signal input: Cycle switch

3 Signal output: Error

4 Signal input: Extra lubrication

5 Signal input: Ignition / machine contact

NOTE!

Models CLP-EG1AT1-0000068 and CLP-EG1AT2-0000069 can replace existing KFAS installations using the same cables. These models come with a 7-pole bayonet plug that includes the cycle switch connection.

Customers can choose between models with 12 or 24 V DC.

Technical data for all CLP Touch models

Function principle	Electrically operated lubrication pump	
Lubricants	Greases: NLGI 0 to 2	
Max. working pressure	270 bar	3 916 psi
Operating temperature	-25 to +65°C	-13 to +149°F
Usable reservoir volume	1 l	0.26 gal
Number of pump elements	max. 2	
Pump element ¹⁾	6	
Lubricant output ²⁾	~3 cm ³ /min	~1.83 in ³ /min
IP-protection class ³⁾	IP 6K9K	
Corrosion class	C3	
Voltages	12 / 24 V DC	
Operating current	up to 3 A (max. peak), nominal 1,2 A	
Relative duty cycle	15% ED S3 30 minutes	
Electrical protection class	III	
Outlet connection	G1/4	
Mounting position	Upright	
Dimensions (max. H×W×D ⁴⁾)	235×187×190 mm	9.25×7.36×7.48 in
Weight (empty)	5 kg	11 lb

¹⁾ Pump element 6 is included in the standard packages (→page 4).

Other pump elements can be ordered using the spare part / additional component list (→page 6/7)

²⁾ Lubricant output depending on pump element

³⁾ Protection class depending on electrical connection

⁴⁾ Depth with standard filling nipple



Go to our product website to access videos and download the installation instructions.

→skf.com/clp-touch

Spare parts / Additional components ¹⁾

Pump elements ²⁾		Nominal output	
		cm ³ /min	in ³ /min
600-26875-2	Pump element 5	1.90	0.12
600-26876-2	Pump element 6	3.04	0.19
600-26877-2	Pump element 7	4.18	0.26
655-28716-1	Pump element R	0.7-3.3	0.04-0.2
Adapters and closure screws ²⁾			
519-33840-1	Adapter with lubrication fitting ST 1/4 NPTF		
519-33959-1	Adapter with lubrication fitting A2 AR 1/4		
519-33955-1	Adapter with lubrication fitting ST AR 1/4		
519-60445-1	Closure screw M22x 1,5		
Pressure control valves			
270 864	SVTSV-270-R1/4-1/8NPTFI-NIP00R-A		
624-77803-1	SVTSV-270-R1/4-6-NIP00L		
624-77802-1	SVTSV-270-R1/4-6-NIP00R		
Power supply connection			
664-34167-9	Bayonet socket, 4 pole with cable 10 m		
6640-00000182	Bayonet CS socket, 7 pole with cable 10 m		
664-34428-3	Bayonet socket, 7 pole with cable 10 m		
664-36078-7	Square socket with cable 10 m (black)		
Others			
5590-00000002	Filling connection cartridge		
5590-00000015	Mounting bracket kit		
5590-00000014	Venting kit		

¹⁾ The spare parts assemblies may be used exclusively for replacement of identical defective parts. Modifications with spare parts on existing products are not allowed. Exceptions to this are the pump elements and the optional filling connection.

²⁾ Gasket included



For accessories and spare parts, please refer to the product catalogue "Progressive automatic lubrication systems"

→PUB LS/P1 16964 EN, page 16ff

skf.com/lubrication | skf.com/clp-touch

® SKF and Lincoln are registered trademarks of AB SKF (publ).

™ eLube is a trademark of AB SKF (publ).

© SKF Group 2023. All rights reserved.

Please note that this publication may not be copied or distributed in whole or in part, unless prior written permission is granted. Every care has been taken to ensure the accuracy of the information contained in this publication, but no liability can be accepted for any loss or damage whether direct, indirect or consequential arising out of the use of the information contained herein.

PUB LS/P2 19478 EN · September 2023

Certain image(s) used under license from Shutterstock.com.